

Exclusive Gore™
Optifade™ **GORE**

SHALLOW WATER
F4 BUILT
FOR THE
HUNT

EXCEL

ExcelBoats.com

Photo by Lee Kjos

THE BOAT THAT STARTED
THE SHALLOW WATER
BOAT REVOLUTION

SHALLOW WATER F4

>> 1751 | 1754 | 1854 | 1860

SWF4 PRO CONSOLE

>> 1860


SWF4 PRO HULL

>> 1754 | 1854 | 1860




SWF4


HDR




SPORT V



MINI



LONGTAIL



EXTREME SHALLOW WATER PERFORMANCE

This shallow water F4 hull was designed to obtain optimal performance from a surface-drive motor such as a Mud Buddy. The F4's slick bottom glides over skinny water, logs, mud and vegetation with ease and with the least bit of resistance. The tapered chine provides unparalleled turning capabilities.



SWF4



CONSOLE



PRO HULL



Optifade Marsh



Optifade Timber



Old School




Phantom



Stars & Stripes

TRIPLE TAPER CHINE™

25"



0°
Deadrise

- Superior performance for Shallow Water motors
- The slick bottom glides over skinny water with ease
- Unparalleled turning capabilities

